



EASTHAM VILLAGE CONSERVATION AREA APPRAISAL AND MANAGEMENT PLAN

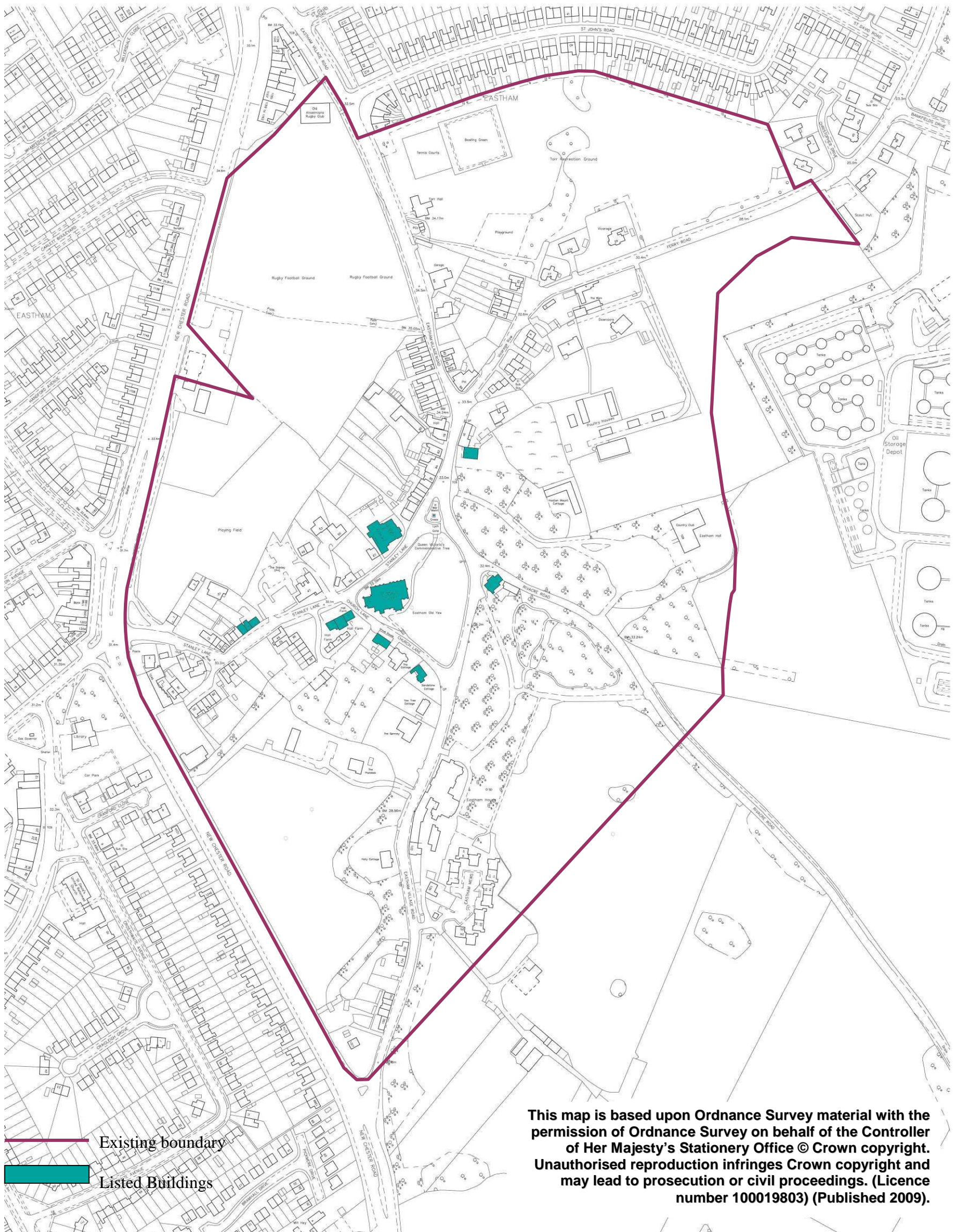
APPENDICES

Prepared for Wirral Council by Donald Insall Associates Ltd, 2007 – Wirral Council 2009

CONTENTS

APPENDICES

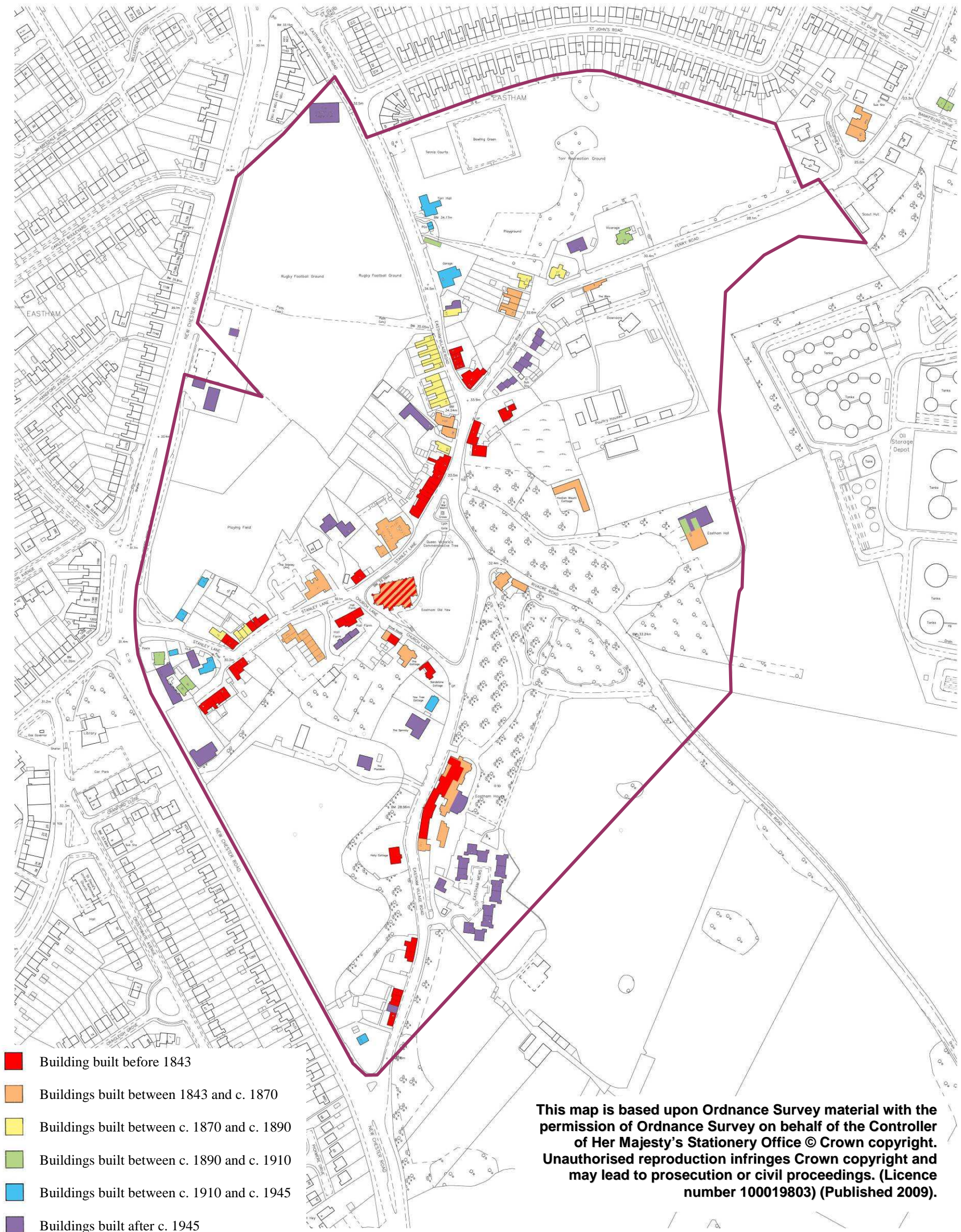
- Appendix A - Plan Showing Existing Boundary and Listed Buildings
- Appendix B - Plan Showing Relative Ages of Buildings
- Appendix C - Plan Showing Contribution of Buildings
- Appendix D - Showing Recommended Boundary Amendments
- Appendix E - Showing Buildings Lost Since 1910
- Appendix F - Historic Plans
- Appendix G - Building Descriptions and References



EASTHAM VILLAGE CONSERVATION AREA APPRAISAL AND MANAGEMENT PLAN

APPENDIX A - PLAN SHOWING EXISTING BOUNDARY AND LISTED BUILDINGS

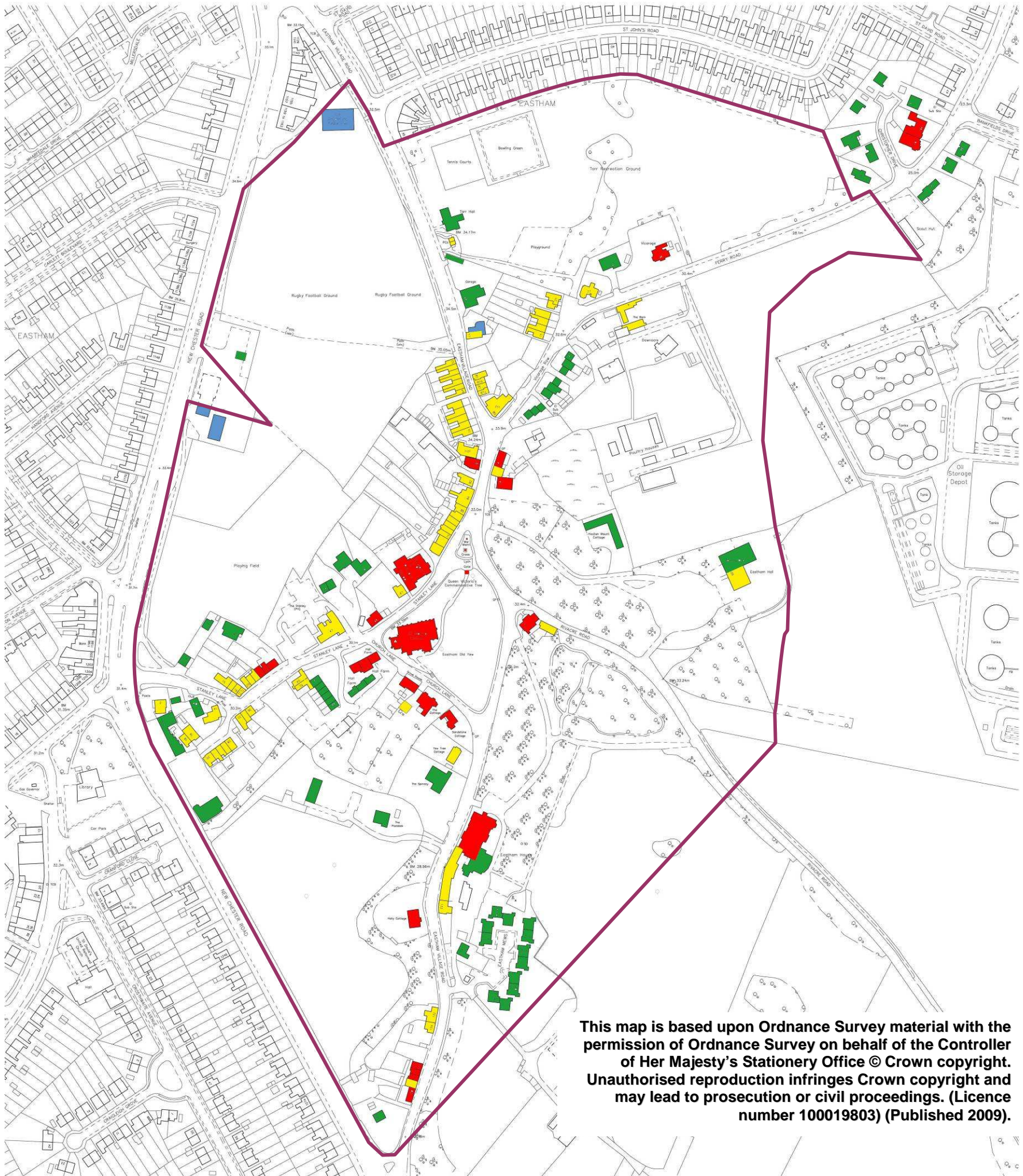
Donald Insall Associates Ltd. 2007 – Wirral Council 2009



EASTHAM VILLAGE CONSERVATION AREA APPRAISAL AND MANAGEMENT PLAN

APPENDIX B – PLAN SHOWING RELATIVE AGES OF BUILDINGS WITHIN THE CONSERVATION AREA

Donald Insall Associates Ltd. 2007 – Wirral Council 2009



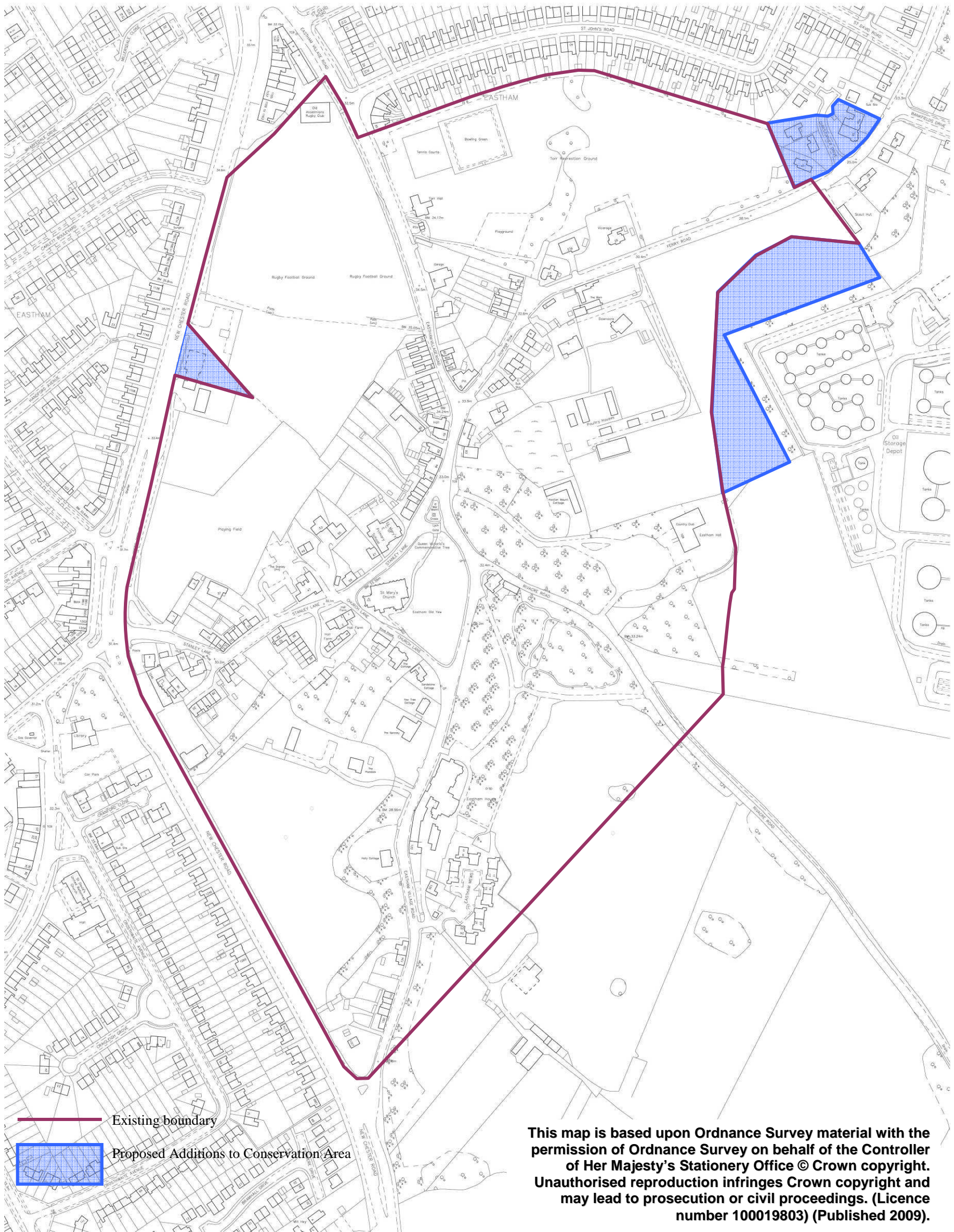
This map is based upon Ordnance Survey material with the permission of Ordnance Survey on behalf of the Controller of Her Majesty's Stationery Office © Crown copyright. Unauthorised reproduction infringes Crown copyright and may lead to prosecution or civil proceedings. (Licence number 100019803) (Published 2009).

- A – Buildings Critical to the Character of the Conservation Area
- B – Buildings Making a Positive Contribution to the Character of the Conservation Area
- C – Buildings Making a Neutral Contribution to the Character of the Conservation Area
- D – Buildings Detrimental to the Character of the Conservation Area

EASTHAM VILLAGE CONSERVATION AREA APPRAISAL AND MANAGEMENT PLAN

APPENDIX C – PLAN SHOWING CONTRIBUTION OF BUILDINGS TO THE CHARACTER OF THE CONSERVATION AREA

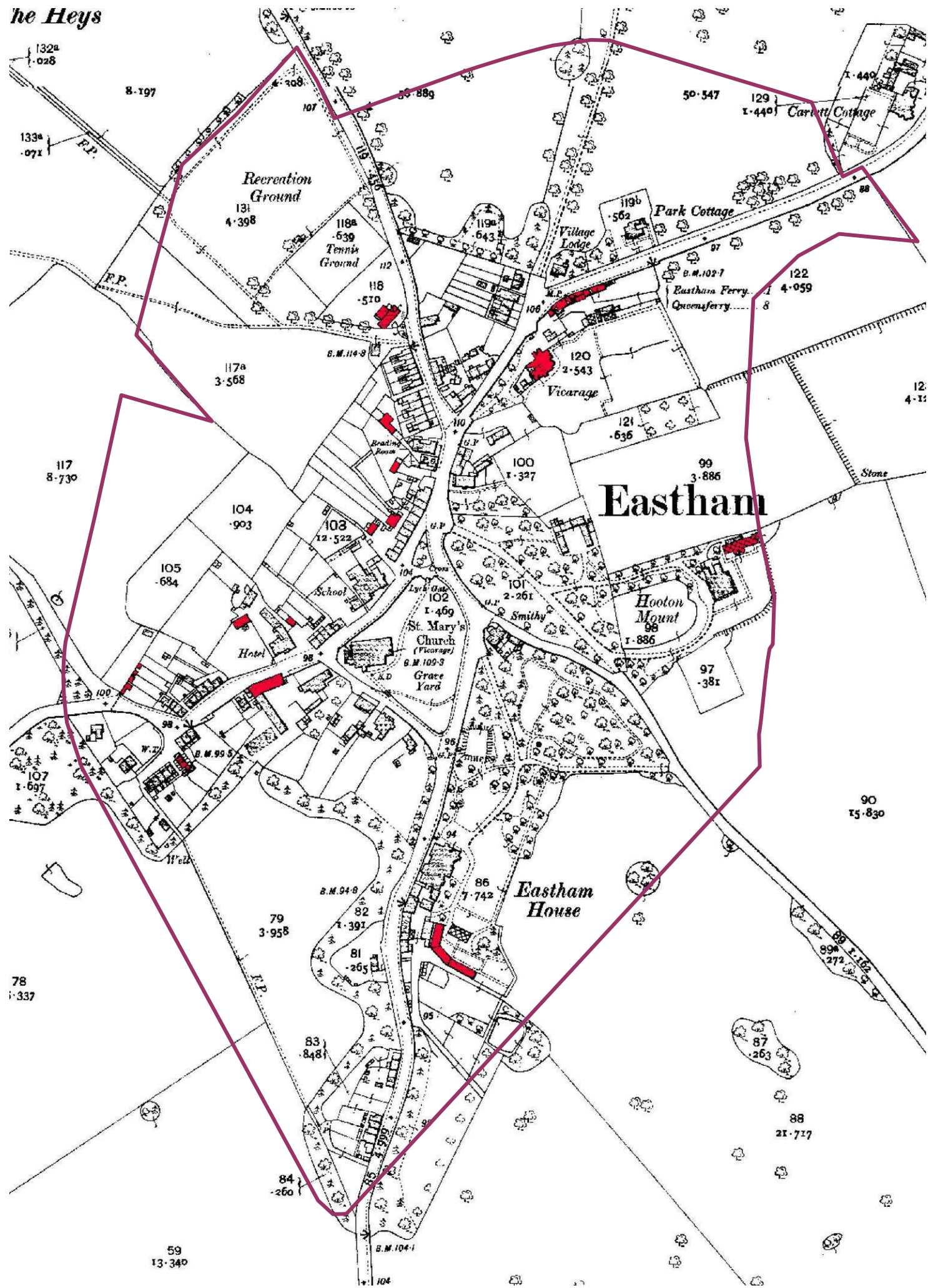
Donald Insall Associates Ltd. 2007 – Wirral Council 2009



EASTHAM VILLAGE CONSERVATION AREA APPRAISAL AND MANAGEMENT PLAN

APPENDIX D – SHOWING RECOMMENDED BOUNDARY AMENDMENTS

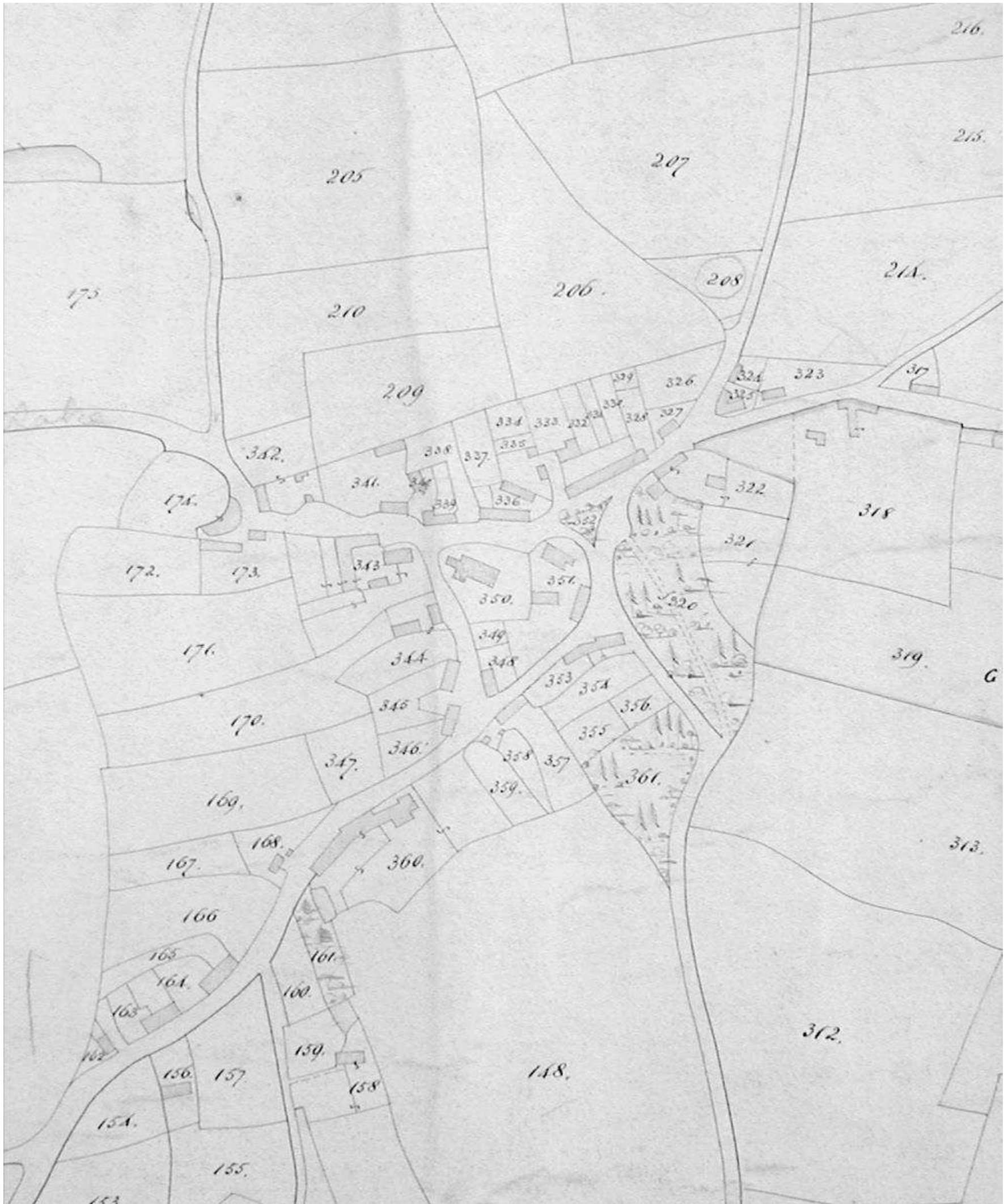
Donald Insall Associates Ltd, 2007 – Wirral Council 2009



EASTHAM VILLAGE CONSERVATION AREA APPRAISAL AND MANAGEMENT PLAN

APPENDIX E – PLAN SHOWING BUILDINGS LOST SINCE 1910

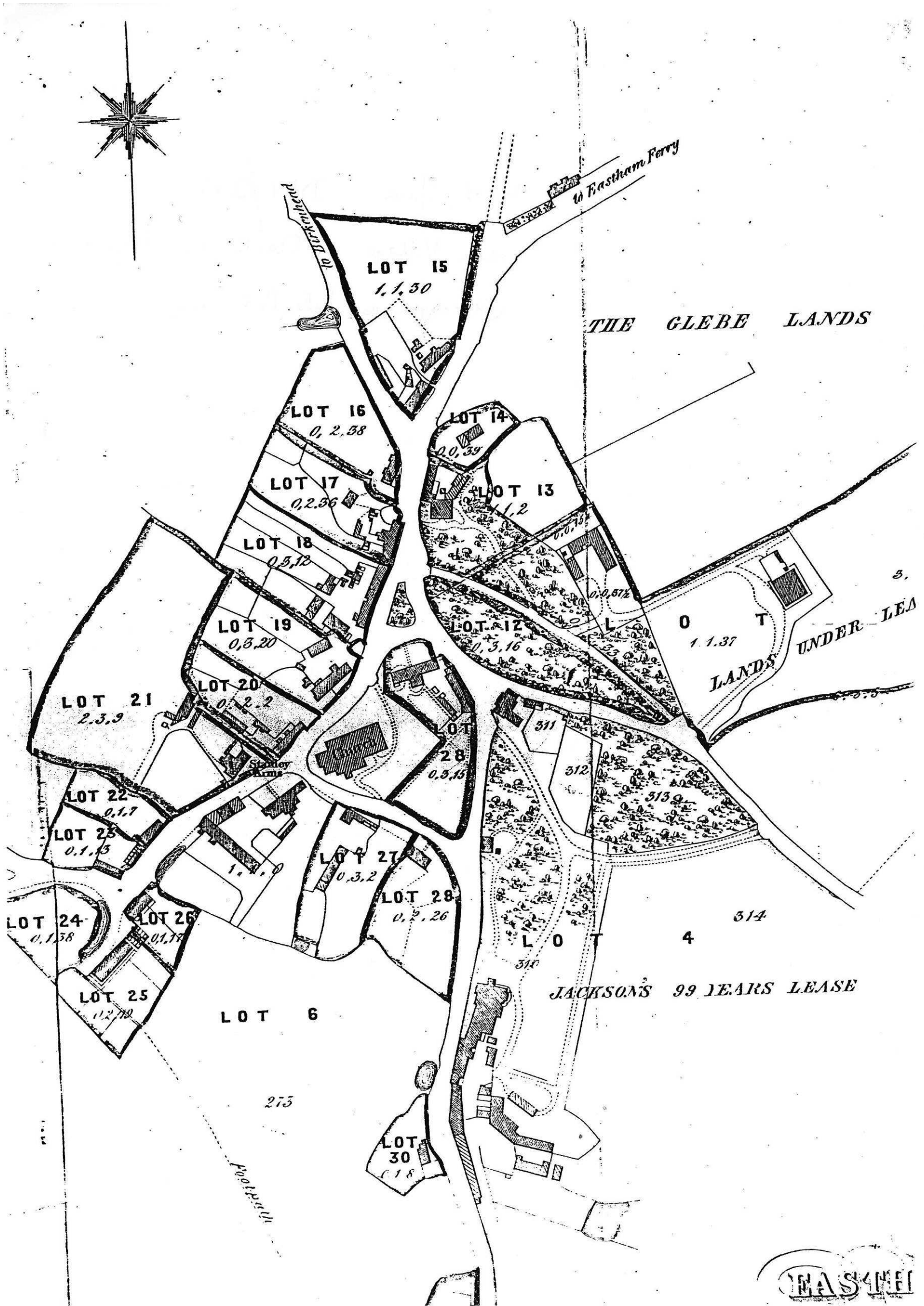
Donald Insall Associates Ltd. 2007 – Wirral Council 2009



EASTHAM VILLAGE CONSERVATION AREA APPRAISAL AND MANAGEMENT PLAN

APPENDIX F – HISTORIC PLANS – TITHE MAP C. 1843

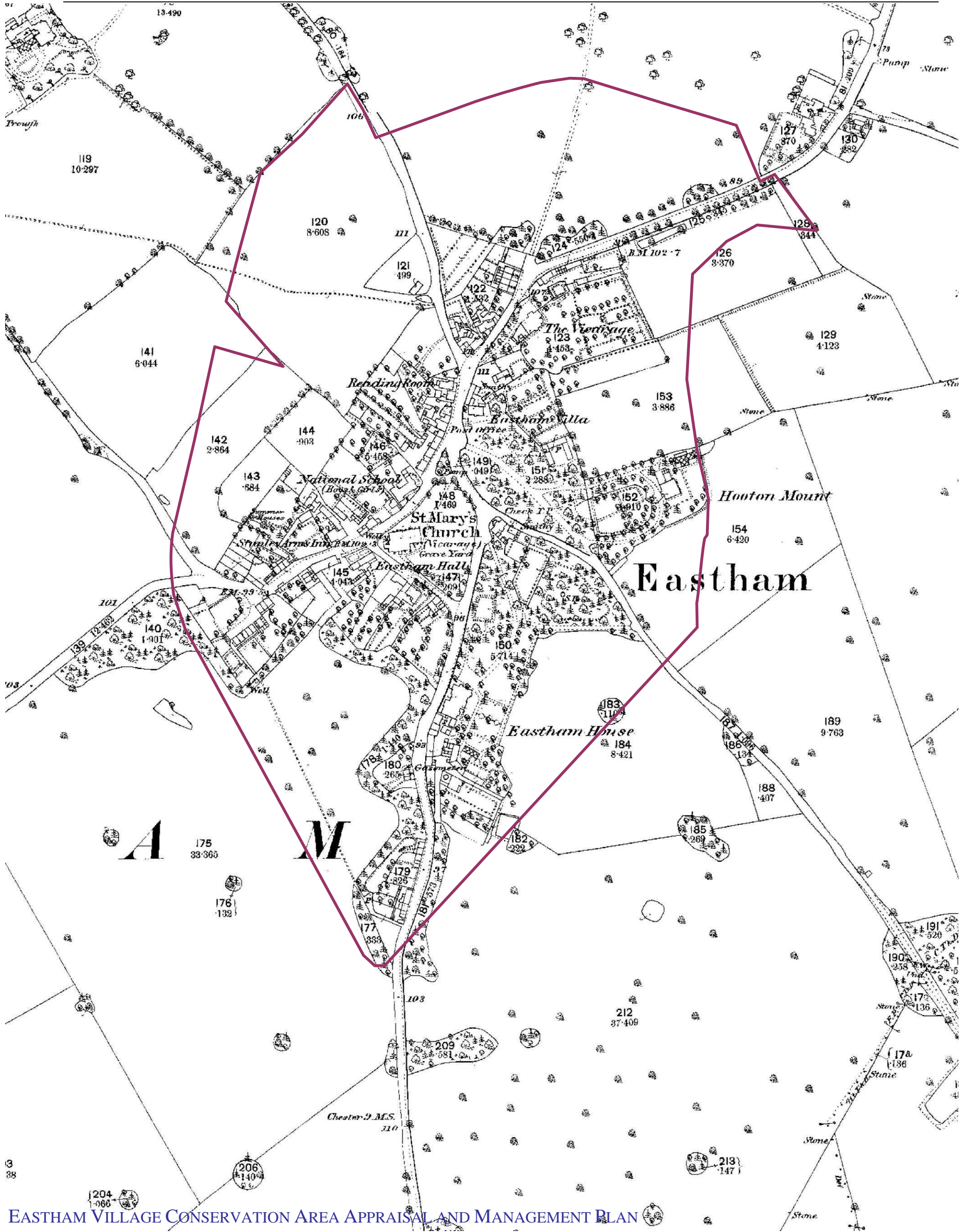
Donald Insall Associates Ltd, 2007 – Wirral Council 2009



EASTHAM VILLAGE CONSERVATION AREA APPRAISAL AND MANAGEMENT PLAN

APPENDIX F – HISTORIC PLANS – STANLEY SALE MAP 1849

Donald Insall Associates Ltd. 2007 – Wirral Council 2009

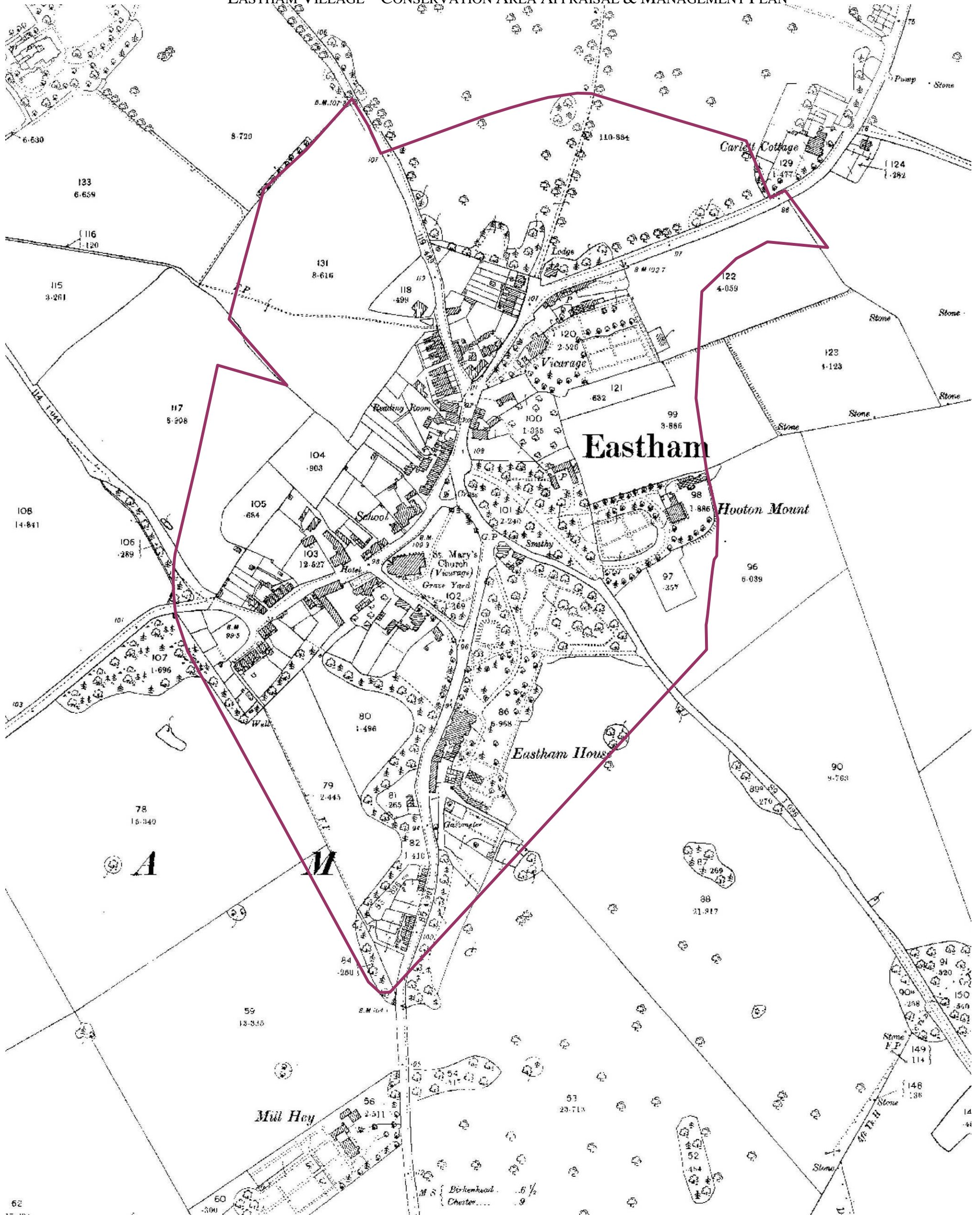


EASTHAM VILLAGE CONSERVATION AREA APPRAISAL AND MANAGEMENT PLAN

APPENDIX F – HISTORIC PLANS – 1870S

Donald Insall Associates Ltd. 2007 – Wirral Council 2009

EASTHAM VILLAGE – CONSERVATION AREA APPRAISAL & MANAGEMENT PLAN

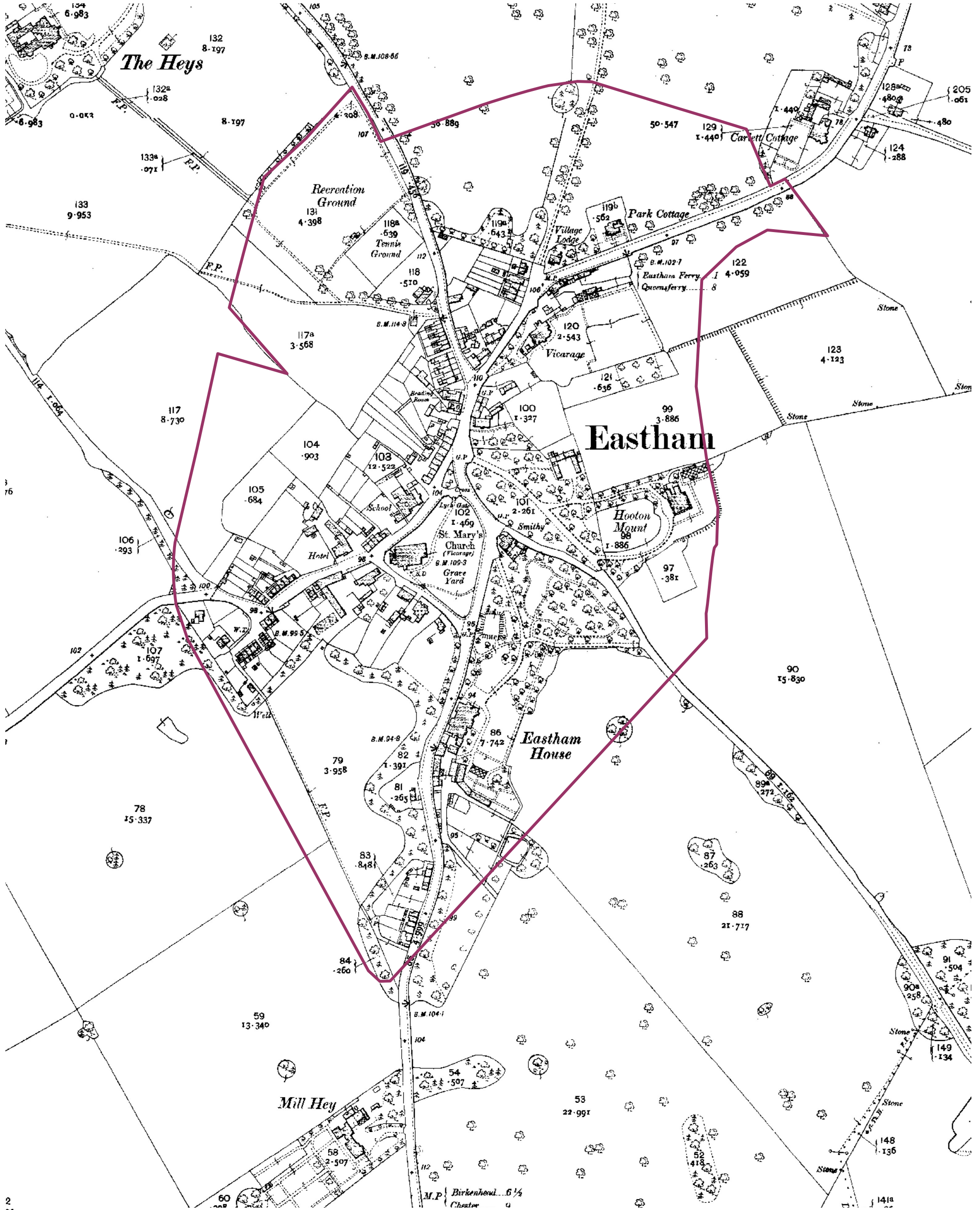


EASTHAM VILLAGE CONSERVATION AREA APPRAISAL AND MANAGEMENT PLAN

APPENDIX F – HISTORIC PLANS – 1890S

Donald Insall Associates Ltd. 2007 – Wirral Council 2009

EASTHAM VILLAGE – CONSERVATION AREA APPRAISAL & MANAGEMENT PLAN



EASTHAM VILLAGE CONSERVATION AREA APPRAISAL AND MANAGEMENT PLAN

APPENDIX F – HISTORIC PLANS – 1910S

Donald Insall Associates Ltd, 2007 – Wirral Council 2009

APPENDIX G -

TABLE SHOWING BUILDING DESCRIPTIONS AND PHOTO REFERENCES

- A: (Red) – Buildings that are critical to the character of the area: typically these may be landmark buildings and / or buildings with most of their original character retained
- B: (Yellow) – Buildings that contribute positively to the character of the conservation area: buildings may have some alterations but original character is still prominent
- C: (Green) – Neutral - Either modern buildings of little interest or buildings where character has been lost beyond economic redemption.
- D: (Blue) – Buildings that detract from the significance or character of the area.

It should be noted that each category inevitably encompasses a wide range of building types and qualities. Category C, for instance includes historically interesting buildings that have been altered as well as less important / more modern buildings in good condition.

Each building is judged individually or within their immediate 'group' context. Whilst category C buildings are generally considered of 'neutral' interest, (indicating they have neither an overriding positive or negative influence on the conservation area) if there are too many, the interest of the area could be diluted, therefore they would have a detrimental effect. The prominence of a building is also considered as a poorly designed building can have a limited

There should be a general presumption in favour of retaining all category A and B buildings. Policies should be put in place to encourage the enhancement of, in particular, category B and C buildings. Category D buildings are considered of negative value therefore opportunities should be sought to achieve their replacements or at least improvement.

Where buildings' features are thought to be in their original form, they are stated for the sake of brevity as being original, although of course it is impossible to make a judgement during this depth of study as to whether or not the fabric of the element is actually contemporary with the building.

EASTHAM VILLAGE – CONSERVATION AREA APPRAISAL & MANAGEMENT PLAN

| NO. / NAME | WIRRAL UPRN | PHOTO REF. | DESCRIPTION | CONDITION / COMMENT | CONTRIBUTION |
|----------------------|------------------------------|------------|--|--|--------------|
| Stanley Lane | | | | | |
| 1 - Former Shop Unit | 336800012000 | 002 | 20 th century single storey building. Red/brown brick, boarded up glazed frontage. Slate roof. | Untidy in current condition but could be attractive. | C |
| 3 - West Field | 336800032000 | 003 | Building set back behind former shop unit. Cream render, Plain clay tiled roof, metal gate to entrance, 20 th century. | UPVC windows and door. Hard landscaping to front. | C |
| 15 – Rock Cottage | 336800152000 | 004 | 2 storey rendered house with superficial timber framing to FF. Modern pantile roof. Single storey part to LHS. Attractive stone wall. May be 18 th century or early 19 th century in origin. | Modern timber windows. Telephone box in front garden. | B |
| 17 | 336800170000 | 005 | Very low 2 storey terraced house. Red brick with modern pantile roof. 2 nd storey later but probably 18 th century origin. Stonework to quoins | Timber casement windows, modern timber door stone FBW, obtrusive alarm box and aerial. | B |
| 19 / 21 | 336800190000 336800210000 | 005/6 | Low 2 storey terraced house. Rendered with modern pantile roof. Origin unclear, likely to be pre-1800. | Modern stained timber windows with artificial leading. Openings likely to have been altered. Modern railing to front. Chimney missing. | B |
| 23 | 336800230000 | 005/6 | Low 2 storey end terraced house. Rendered with slate roof. Origin unclear, likely to be pre-1800. | Modern painted timber casement windows with artificial leading. Obtrusive roof light and projecting above slates and aerial. Modern railing to front boundary. | B |
| 25 | 336800250000 | 009 | 2 storey end terraced house, brick with slate roof. Mid 19th century. | Modern timber windows and door. Poor pointing. | B |
| 27 | 336800270000 | 009 | 2 storey terraced house, brick with slate roof. Mid 19th century. | Sash windows but more recent timber door, boarded over. Untidy wires on elevation. | B |
| 29 | 336800290000 | 009 | 2 storey terraced house, brick with slate roof. Mid 19th century. | Obtrusive UPVC windows, vents in brickwork at FF level, presumably to ventilate floor void. Modern timber door. Poor abutment roof flashing. | B |
| 31 | 336800310000 | 010 | 2 storey terraced house. Brick on older stone base. Slate roof with diminishing courses. Large stone lintels with projecting sections over window. Pre 1800 in origin? | Modern timber windows, crude in construction. Modern timber door. Very poor pointing starting to damage stone. Injected damp proof course. | A |

EASTHAM VILLAGE – CONSERVATION AREA APPRAISAL & MANAGEMENT PLAN

| NO. / NAME | WIRRAL UPRN | PHOTO REF. | DESCRIPTION | CONDITION / COMMENT | CONTRIBUTION |
|---|--------------|------------|--|---|--------------|
| 33 | 336800330000 | 015 | 2 storey terraced house. Brick on stone plinth. Slate roof. Arch headed window openings. Pre 1800 in origin. | Modern stained timber windows and door. Poor plastic repairs to stone plinth. Door later insertion. Chimney missing. | A |
| 35 | 336800350000 | 015 | Brick with stone plinth and quoins. Rendered end elevation. 2 storeys. Arched headed window openings, slate roof. Projecting string course at FF. Date stone 1699. Probably 18 th century or earlier in origin. | Door opening later. New opening in end wall with UPVC window. Basic timber windows elsewhere and door. Eaves raised by approx. 500mm. Modern flat roofed extension to r/h. | A |
| 37 | 336800370000 | 018 | 1½ storey rendered house. Presumably 20 th century. Set back from road. | Modern drive surface but with stone wall. | C |
| The Stanley | 336800453001 | 020/1 | 2½ storey. Painted brick and pebbledash with timber framing. Slate roof with attractive corbelled red brick chimneys. | Modern crude timber windows throughout. Some applied leading. Late 19 th century front, however, the original 18 th century farmhouse is understood to exist in part to the rear. | B |
| 49 | 336800490000 | 019, 022 | 20 th century 2 storey detached house. Render with Plain clay tiled roof. Extension with mansard roof. Set back from road, behind pub. | Stained timber windows with artificial leading. | C |
| 53 - Kirkstone | 336800532000 | 023 | Late 20 th century 2 storey house set well back from road. Light brown brick with concrete pantile roof. | | C |
| 55 | 336800550000 | | Late 20 th century 2 storey house set well back from road. Light brown brick with concrete pantile roof. | | C |
| 59 - Laurel Cottage | 336800592000 | 024 | 2 storey stone house with projecting chimney. L/h elevation rendered. L/h bay slightly later. Slate roof. Dormer window to rear. Separate workshop rendered with slate roof. | UPVC windows. Openings changed. Timber door late brick garage to r/h side (belongs to 67). Modern canopy over door. | A |
| 67 | 336800672000 | 027-9 | Rendered 2 storey house with concrete tiled roof. Tall rendered chimney. May be early 19 th century or earlier | Modern double glazed windows, stone front boundary wall. Attractive garage to side and rear. | B |
| St Marys CofE (controlled) Primary School | 336800692000 | 030-6 | Red sandstone with steeply pitched slated roof. Windows metal inserts to stone surrounds. Significant tree to front enhances setting. | Leading to windows generally lost. Poor pointing, damaged stonework. Unattractive railing to road. Modern extensions to rear. | A |
| 71 | 336800710000 | 037 | 2 storey house, rendered with slate roof. Stone to base. No chimney. | Painted timber casements and door. | B |

EASTHAM VILLAGE – CONSERVATION AREA APPRAISAL & MANAGEMENT PLAN

| NO. / NAME | WIRRAL UPRN | PHOTO REF. | DESCRIPTION | CONDITION / COMMENT | CONTRIBUTION |
|---------------------------|-----------------------------|------------|--|---|--------------|
| 73 | 336800730000 | 037 | 2 storey house. Rendered with slate roof. Evidence of projecting first floor string course. Red brick chimney. | Timber effect UPVC windows. | B |
| 75 | 336800750000 | 037 | 2 storey house. Rendered with slate roof. Red brick chimney. Projecting eaves course. | UPVC windows and door with applied leading. | B |
| 77 | 336800770000 | 039 | 2 storey house. Rendered with slate roof. Red brick chimney. Projecting eaves course. | UPVC windows. Timber door. | B |
| 79 | 336800790000 | 039, 043 | 2 storey house. Painted stonework. Slate roof. Brick chimney. | UPVC windows. Modern stained timber door. | B |
| 81 | 336800810000 | 039, 043 | 2 storey house. Painted stonework. Slate roof. Brick chimney. | Modern timber horizontally sliding sash windows. Modern stained timber door. | B |
| 83 | 336800830000 | 043 | 2 storey house. Painted stonework. Slate roof. Brick chimney. | Aluminium windows very obtrusive. Timber door. | B |
| 85 | 336800850000 | 044 | 2 storey brick house. Stone with slate roof. Brick chimney. | Timber casement windows and door. Alteration evident to openings. May have had a shop front. | B |
| 2 | 336800020000 | 050-2 | Hyundai garage. Red brick building, c. 1890s. | | C |
| 4 – Eastham Taxis | 336800042000 | 053 | Single storey rendered. Concrete tiled roof. Early 20 th c? | Block paved forecourt. UPVC windows with ugly security grilles. Modern brickwork. | C |
| Studio 14 Health & Beauty | 336800142000 | 054 | Modern single storey brick building. Plain clay tiled roof. | Block paved forecourt. Timber shop front. Well presented. | C |
| 14 | 336800140000 | 055 | Render / brick / hung tiles. Plain clay tiled roof. Early 20 th century? | Stained timber double glazed windows. Modern gate. | B |
| 16/18 | 336800160000 / 336800180000 | 056 | Red brick / rendered. Plain clay tiled roof. c.1900 | UPVC windows. Rendered brick front boundary wall. | B |
| 20 | 336800202000 | 057 | Rendered end terrace cottage. Slate roof (large slates). Probably 18 th century or earlier in origin. | UPVC windows and door. Low stone front boundary wall. | B |
| 22 | 336800220000 | 057 | 2 storey stone mid terraced cottage. Painted quoins. Slate roof. Probably 18 th century or earlier in origin. | Modern timber window. Low stone front boundary wall. Openings enlarged. | B |
| 24 | 336800240000 | 057 | 2 storey rendered mid terraced cottage. Slate roof. Probably 18 th century or earlier in origin. | Crudely rendered chimney. Modern UPVC porch detrimental to appearance of terrace. Low stone front | B |

EASTHAM VILLAGE – CONSERVATION AREA APPRAISAL & MANAGEMENT PLAN

| NO. / NAME | WIRRAL UPRN | PHOTO REF. | DESCRIPTION | CONDITION / COMMENT | CONTRIBUTION |
|---------------------------|-----------------------------|------------|--|---|--------------|
| | | | | boundary wall. Openings enlarged. | |
| 26 | 336800260000 | 058 | 2 storey rendered mid terraced cottage. Slate roof. Probably 18 th century or earlier in origin. | Stained timber windows and door. GF window enlarged to form bay. Low stone front boundary wall. | B |
| 28 | 336800280000 | 058-060 | 2 storey end terrace cottage. Slate roof. | Generally modern timber windows although early horizontally sliding sash window to FF. Low stone front boundary wall. | B |
| 32 | 336800320000 | 061-2 | 2 storey stone cottage. Slate roof with diminishing courses. Rendered chimney. | Poor pointing to side elevation. Good timber casement window. | B |
| 34 / 36 | 336800340000 / 336800362000 | 061 | 2 storey stone cottage. Slate roof with diminishing courses. Rendered chimney. Probably 18 th century or earlier in origin. | Modern stained timber windows. Porch to side. | B |
| Empty land | - | 063 | | Attractive stone front boundary wall. Self sown trees. | - |
| 52/54 | 336800540000 | 064 | 2 storey rendered detached house. Slate roof. Outbuildings with mono-pitched roof to l/h side. | UPVC windows with shuttered UPVC porch. Stone front boundary wall. | B |
| 56 | 336800560000 | 065 | 2 storey pebble-dashed house. Artificial slate roof. Presumably late 19 th century in origin. | Low front boundary wall with hedge. UPVC windows. | C |
| 58 - 66 | 336800580000 – 336800660000 | 066 | 2 storey pebble-dashed houses. Artificial slate roof. Presumably late 19 th century in origin. | UPVC windows. Attractive trees in front. | C |
| 1 – 6 Hall Farm | 336800683001-6 | 067, 070 | Single storey houses. Rendered. Tiled roof. | UPVC windows. Lawn and small trees to front. | C |
| Hall Farmhouse - 1 (L/h) | 336800683001-6 | 071-4 | 2 storey painted brick. Slate roof. 1743 plaque. | Modern casement, one sash. Sandstone wall & landscaping to all. | A |
| Hall Farmhouse 2 (Middle) | 336800683001-6 | 071 | 3 storey. | Modern casement, one sash. Sandstone wall & landscaping to all. | A |
| Hall Farmhouse 3 (R/h) | 336800683001-6 | 068 | 2 storey | UPVC windows. Sandstone wall & landscaping to all. | A |

EASTHAM VILLAGE – CONSERVATION AREA APPRAISAL & MANAGEMENT PLAN

| NO. / NAME | WIRRAL UPRN | PHOTO REF. | DESCRIPTION | CONDITION / COMMENT | CONTRIBUTION |
|------------------------------|--|------------|---|--|--------------|
| Church Lane | | | | | |
| Grove House | 075100012000 | 075, 084 | 3 bay, 2 storey house c.1800. Brick with slate roof. | Sash windows and 6 panel door. Brick front boundary wall stone coping and yew hedge. Tops lost to chimneys. | A |
| Garage / 2 workshops to rear | 075100022000 | 076 | Low level 2 storey painted brick building. Concrete tiled roof. | Timber windows and sliding door. | B |
| 2 | 075100022000 | 077 | Rendered 2 storey, 3 bay house. Concrete tiled roof. | In need of redecoration. Sash windows replaced with crude casements. Tiled step inappropriate. Attractive gate piers and front boundary wall. | A |
| Church | - | | | | |
| 3 Sandstone Cottage | 075100032000 | 085 | Attractive single storey sandstone building with gothic arched windows. Plain clay tiled roof. Attractive stone front boundary wall. Possibly c. 1860 | Later brick chimney. Large trees to garden. Eaves / verge height of building appears to have been raised. Later opening to end elevation. | A |
| Ferry Road | | | | | |
| 15-21 (odd) | 129400150000 / 129400170000 / 129400190000 / 129400210000 | 103-4 | Rendered 2 storey terrace. Pantiles to roof of 15/17, slate to 19/21. Attractive leaded glass to no.21. Westmorland slate, diminishing course roof. | Slate front boundary walls, original gate posts although rendered to no. 19. Chimneys altered / rendered. Various replacement windows and doors. | B |
| 23 / 25 | 129400230000 / 129400250000 | 105 | Red brick 2 storey house, now divided into 2. Timber framing to front gable. Brick detail at first floor, sandstone front boundary wall. | Some UPVC painted timber windows and door. L/h chimney later , r/h chimney top missing. | B |
| 27 Torr Park Lodge | 129400272000 | 114-5 | Painted brick and stone. Attractive slate roof with mitred hips, terracotta ridge tiles and attractive chimney. | Modern replacement windows and gate. Attractive stone boundary walls and hedges. | B |
| 27a Avoca | 12940027A | 113, | Single storey orange / brown brick. | Attractive stone boundary wall to road. | C |

EASTHAM VILLAGE – CONSERVATION AREA APPRAISAL & MANAGEMENT PLAN

| NO. / NAME | WIRRAL UPRN | PHOTO REF. | DESCRIPTION | CONDITION / COMMENT | CONTRIBUTION |
|----------------------------------|--------------------|------------|---|---|--------------|
| | 000 | 116 | | | |
| 29 | 129400292 000 | 117 | 1905. Red brick with render and Westmorland slate roof. 2 storeys, original leaded windows. Oriel window to central gable. Attractive outbuildings to rear. | Good stone front boundary wall and gatepost. Attractively planted garden with mature trees and shrubs. Modern conservatory to left hand side. | A |
| The Barn | ? | 125-6 | Single storey building. Rendered with slate roof. Converted outbuilding? Old front boundary wall – brick on stone base. | Some damage to front boundary wall. | B |
| The Vicarage Cottage | ? | 125-6 | Rendered single storey building. Slate roof. | Ornate form of chimneys partly disguised by render. UPVC windows with shutters. Artificial stone wall to r/h side and around corner. | B |
| No. 6 | 129400062 000 | - | No view | | |
| 1 – 9 Vicarage Row | 129426013 001-9 | 127-8 | Modern linked houses behind older stone wall. Old ‘effect’ brick with concrete roof. | Generally attractive gardens. | C |
| Eastham Village Road | | | | | |
| Seven Stars Martial Arts Academy | 111600652 000 | 164 | Single storey building with low pitched profiled metal roof and painted brickwork. | Modern windows with grilles. | C |
| Park toilets | 111600672 000 | 165 | Simple brown brick building. Westmorland slate roof. | Polycarbonate to windows. Doors boarded over. | B |
| Autosave Service Reception | 111600692 000 | 167 | Simple single storey brick building. Shallow pitched felt roof. Mid-late 20 th century. | Windows boarded over. Attractive stone front boundary wall. | C |
| Autosave Service/ Parts | 111600692 000 | 168 | Mid 20 th century garage building. Flat roof, but pilasters and cornices on front. | Open bays to front partly blocked in UPVC framed window. Attractive stone front boundary wall. | C |
| 77 | 111600770 000 | 169 | 2 storey detached house with significant extension to l/h side. Original building now with pantile roof. Extension felted roof. Red brick. | Changes heavily disguise building’s original character. Modern stained timber / UPVC windows. Stone front boundary wall. | B/D |
| 85/85a/87 | 111600850 000 / | 171-5 | Originally 2 houses now divided into 3. Textured render with | Sash windows to left 2 bays, replacements to right 2 | B |

EASTHAM VILLAGE – CONSERVATION AREA APPRAISAL & MANAGEMENT PLAN

| NO. / NAME | WIRRAL UPRN | PHOTO REF. | DESCRIPTION | CONDITION / COMMENT | CONTRIBUTION |
|-------------------------------|--|---------------------|--|--|--------------|
| | 11160085A 000 / 111600870 000 | | diminishing courses, slate roof. Plaster detail to window surrounds, quoins, eaves and first floor string course. | bays. Different replaced timber doors. | |
| Hooton Arms | 111600893 001 | 102 | 2 storey / single storey to r/h. Early to mid 19 th century. Render with slate roof. Superficial timber decoration. Used to be school master's house until converted in 1860. | Timber casement windows replacing sashes. | B |
| 91 (rear) | 111600912 000 | 178 | 1½ storey farm buildings converted. Presumably a mono-pitch roof behind. Sandstone / brick. | Timber windows and doors. Stone front boundary wall. | B |
| 91 - Jemima's Coffee Shop | 111600912 001 | 177, 179, 181 | Part stone with brick work upper courses. Dentilated eaves. Diminishing course slate roof. Black painted rendered base. | Modern timber windows. | A |
| 91 - Be Beautiful Beauty Room | 111600912 002 | 181-2 | Painted brick on black painted render base. Diminishing course slate roof. | Large timber picture window. One timber casement remains. | B |
| 93 - Ormiston | 111600930 000 | 183-5 | Attractive 2 storey detached stone villa. Deep stone cornice. Slate roof. Rendered chimneys. | Stone front boundary wall, untidy conifer hedge. Large yew tree. Very attractive sash windows. | A |
| Hooton Mount Cottage | 111609520 00 | | Appears to be entirely modern although sits on the footprint of an older building. | | C |
| Eastham Hall | 111600952 003-9 | | Extensively altered hall, 1846. | | B/C |
| 111A/111B | 11160111A 000 / 11160111B 000 | 186-7 | 2 storey classical lodge. Relatively simple robust detailing. Sandstone with slate roof. Rendered chimneys | Mix of sash and casement windows. 6 panelled door. Vegetation growing from porch roof. | A |
| Eastham House | 111601312 001-36 | 189, 191-7 | Sandstone / painted sandstone / render. | Middle section very altered New window and flat roofed dormer. | A |
| 133 | 111601330 000 | 198 | | | B |
| 135 | 111601350 000 | 198 | | | B |
| Eastham | 111601373 | 199- | Modern semi-detached housing. | | C |

EASTHAM VILLAGE – CONSERVATION AREA APPRAISAL & MANAGEMENT PLAN

| NO. / NAME | WIRRAL UPRN | PHOTO REF. | DESCRIPTION | CONDITION / COMMENT | CONTRIBUTION |
|------------------------------------|--|------------|---|---|--------------|
| Mews | 001-25 | 200 | | | |
| Old Anselmans RUFC Club House | 111600103001 | 163 | Simple single storey brick building mid 20 th c. Low pitched felt roof. | Screened from road by hedges. | D |
| 52 - 64 | 111600520000 / 111600540000 / 111600560000 / 111600580000 / 111600600000 / 111600620000 / 111600640000 | 158-9 | Terrace of 7 houses. Red brick with polychromatic detailing and a slate roof. Attractive dormers to FF with timber framing. | Windows almost all replaced in UPVC except second in from left. Entrance to houses from rear. | B |
| 66 - 74 | 111600660000 / 111600680000 / 111600700000 / 111600720000 / 111600740000 | 156-7 | 2 storey terrace of 5 houses. Mid 19 th century. Brick with polychromatic detail and slate roof. | Stone front boundary wall with timber gates and holly hedge to all houses. Sash windows lost to 2½ houses. | B |
| Kingdom Hall of Jehovahs Witnesses | 111600762000 | 154-5 | Brick 1½ storey building. Slate, steeply pitched roof. Some pointed – headed arched windows and doors. | Stone front boundary wall with railing. Grilles over windows. | B |
| 78 - The Cake Lady | 111600780000 | 151, 153 | 2½ storey building. Old clock on wall. | Traditional shop front with awning. Vertically sliding sash windows to FF. Old casements to second floor, chimneys reduced but otherwise in good condition. | A |
| 80 - Osiris | 111600802 | | Building set back from road. | | C |

EASTHAM VILLAGE – CONSERVATION AREA APPRAISAL & MANAGEMENT PLAN

| NO. / NAME | WIRRAL UPRN | PHOTO REF. | DESCRIPTION | CONDITION / COMMENT | CONTRIBUTION |
|------------------------------|-----------------------------|------------|--|--|--------------|
| Projects | 000 | | | | |
| Eastham Village Delicatessen | 111600820000 | 150 | 2 storey building, set back slightly from road. Brick to FF, render to shop front to GF, Plain clay tiled roof, with flat roofed area to front. Late 19th century? | Attractive traditional shop front. Timber windows not original. | B |
| Village Newsagents 84 | 111600842000 | 148-9 | Textured rendered 2 storey terraced house, GF now used as a shop. Evidence of dog toothed eaves detected under render. Slate roof. | Vertical sliding sash windows to r/h. Stained timber shop front. | B |
| 84a | 11160084A000 | 148 | Textured rendered 2 storey terraced house. Slate roof. Smooth black rendered base. r/h/s part of shop. | Modern stained casement timber windows and door. Vertical sliding sash window to right hand side of first floor. | B |
| St Mary's Church | 111601002000 | 078-9 | Red sandstone. Tiled roof with fish-scale bands. Sandstone wall around with wrought iron gate. | Grilles / perspex over windows. Ancient yew in church yard. Attractive lych gate. | A |
| Yew Tree Cottage | 111601122000 | 147 | Single storey house. Painted brick with a Plain clay tiled roof. Probably early 20 th century. | High SS front boundary wall. Fairly good replacement timber windows. Attractive boarded timber door. | B |
| The Spinney | 111601142000 | 146 | 1½ storey rendered house with brick base. Plain clay tiled roof. Mid-late 20 th century. | Stained timber windows and doors. Set in attractive grounds with mature trees and shrubs. | C |
| The Paddock | 111601162000 | 146 | 1½ storey modern detached house set back from the road. Red brick with large plain clay tiled roof. | UPVC picture window. | C |
| Holly Cottage | 111601182000 | 142-4 | 2 storey detached cottage. Painted brick and timber framing. Very attractive Plain clay tiled roof with swept valleys to the dormers and an eye-brow window. | LH chimney rebuilt. Attractive front boundary wall with holly hedge. Decorative leaded windows throughout. Old door. | A |
| 132 / 134 | 111601320000 / 111601340000 | 141 | Rear of semi detached 2 storey houses. Rendered with slate roof. Painted projecting brick course at FF level. Attractive brick chimneys. | Replacement UPVC windows. Sandstone cills to l/h side, terracotta to r/h side. Sandstone wall and outbuilding to l/h side. | B |
| 142 | 111601420000 | 138 | Cottage. Painted stone to GF, painted brick to FF. Projecting brick courses at FF level. Slate roof. | Early horizontal sliding sash windows and boarded door. | A |
| 144 | 111601440000 | 138 | Cottage. Painted stone to GF, painted brick to FF. Projecting brick courses at FF level. Slate roof. | UPVC replacement windows. Modern timber door. | A |
| 146 | 111601460000 | 137-8 | Painted stone 2 storey cottage. Slate roof. | Horizontal sliding sash windows to first floor. Picture window and door to ground floor. | A |
| 148 | 111601480000 | 137 | Late 20 th century 2 storey house, possibly a rebuild of an earlier | Horizontal sliding sash windows to FF. Later picture | B |

EASTHAM VILLAGE – CONSERVATION AREA APPRAISAL & MANAGEMENT PLAN

| NO. / NAME | WIRRAL UPRN | PHOTO REF. | DESCRIPTION | CONDITION / COMMENT | CONTRIBUTION |
|-------------------------|------------------|------------|--|---|--------------|
| | | | building. Slate roof. | window and door to GF. | |
| 150 | 111601500 000 | 135 | Painted brick house, 1/2/3 storeys, slate roof. | UPVC windows. Later slate dormer. Older timber door | A |
| New Chester Road | | | | | |
| Shell Service Station | 248411652 000 | | | | |
| A41 MOT centre | 248411672 000 | | | | |
| Eastham Motors | 248412472 000 | | | | |
| 1317 New Chester Road | 248413170 000 | 133-4 | Render and brick 2 storey detached. Mid 20 th c concrete tile roof. | Screened by leylandii, stained timber windows. | C |